















Legend

-  Existing employment area
-  Employment option
-  Previously considered site
-  Town centre
-  Option to expand Foundry Town Centre
-  Proposed mixed use site*
-  Urban extension option*
-  Urban extension option**
-  Schools (primary & secondary)
-  Marine Renewable Business Park
-  Potential public transport interchange
-  New road and bridge
-  Railway
-  Station
-  Option for road infrastructure - requires assessment

Note: M1A & B and UE1 are existing Hayle Harbour proposals with permission

* Precise boundaries to be determined at a later stage (i.e. during detailed master planning)

** Further area to urban extension (if required and appropriate)

